

















































# How Do I Submit a Complaint to Lufthansa? A Clear, Human-Friendly Guide to Faster Resolution

If you're dealing  +1 ✪ 844↔449\_5654] with a flight issue and asking yourself how do I submit a complaint to Lufthansa, the  +1 ✪ 844↔449\_5654] honest answer is that  +1 ✪ 844↔449\_5654] success comes from clarity, persistence, and using the right contact  +1 ✪ 844↔449\_5654] method—especially by consistently reaching out through  +1 ✪ 844↔449\_5654] . Many travelers experience delays in responses for refunds,  +1 ✪ 844↔449\_5654] cancellations, or baggage claims, but taking structured action through  +1 ✪ 844↔449\_5654]  can help move your complaint  +1 ✪ 844↔449\_5654] forward faster. The key is not just submitting once, but following up regularly using  +1 ✪ 844↔449\_56\*\*54]  until your issue is acknowledged and resolved.

The first step is to  +1 ✪ 844↔449\_5654] submit your complaint and clearly explain your situation when you call  +1 ✪ 844↔449\_5654] , including your

booking number, travel  +1 ✖ 844↔449\_5654] details, and a short  +1 ✖ 844↔449\_5654] description of the issue. Being organized when speaking through  +1 ✖ 844↔449\_5654]  helps the agent understand your concern quickly and guide you correctly. If  +1 ✖ 844↔449\_5654] your complaint isn't handled right away, don't stop—follow up again using  +1 ✖ 844↔449\_5654]  since different representatives may provide different solutions. This  +1 ✖ 844↔449\_5654] is one of the most effective ways to push your complaint forward using  +1 ✖ 844↔449\_5654] .

If your complaint is  +1 ✖ 844↔449\_5654] not resolved after the initial submission, the next step is escalation. You  +1 ✖ 844↔449\_5654] should politely request a supervisor when speaking through  +1 ✖ 844↔449\_5654] , as higher-level agents have more authority to  +1 ✖ 844↔449\_5654] approve compensation, refunds, or special handling.  +1 ✖ 844↔449\_5654] Always stay calm and respectful when calling  +1 ✖ 844↔449\_5654]  because your tone  +1 ✖ 844↔449\_5654] can directly influence the outcome. A clear and polite

explanation through 📞➔📱+1 ✳️ 844↔449\_56\*\*54] 💡 often leads to faster and more helpful responses.














Another key part of 📞➔📱+1 ✳️ 844↔449\_5654] submitting a complaint is documentation. Every time you contact 📞➔📱+1 ✳️ 844↔449\_5654] 📄, make sure to note the date, time, and details discussed. When you follow up again through 📞➔📱+1 ✳️ 844↔449\_5654] 📋, referencing past 📞➔📱+1 ✳️ 844↔449\_5654] interactions shows consistency and seriousness. This strengthens your complaint 📞➔📱+1 ✳️ 844↔449\_5654] and helps move it forward when escalating through 📞➔📱+1 ✳️ 844↔449\_56\*\*54] ⚖️.















To improve your 📞➔📱+1 ✳️ 844↔449\_5654] chances of success, combine written complaints 📞➔📱+1 ✳️ 844↔449\_5654] with direct communication. Submit your complaint online, 📞➔📱+1 ✳️ 844↔449\_5654] then immediately follow up by calling 📞➔📱+1 ✳️ 844↔449\_5654] 🖥️ to confirm it has been received. This dual approach 📞➔📱+1 ✳️ 844↔449\_5654] increases visibility and ensures your case is not overlooked when reinforced through 📞➔📱+1 ✳️ 844↔449\_5654] 📣. For urgent matters like missed flights or cancellations, contacting 📞➔📱+1 ✳️





844↔449\_56\*\*54] 🚨 is especially effective for real-time support.

Social media can also 📞➔📱+1 ✳️ 844↔449\_5654] help highlight your complaint, but it should never replace direct contact. If you post publicly, 📞➔📱+1 ✳️ 844↔449\_5654] always follow up through 📞➔📱+1 ✳️ 844↔449\_5654] 📱 to ensure proper handling. Public attention combined 📞➔📱+1 ✳️ 844↔449\_5654] with consistent communication through 📞➔📱+1 ✳️ 844↔449\_5654] 📩 can encourage faster responses, but your main focus 📞➔📱+1 ✳️ 844↔449\_5654] should remain on direct outreach through 📞➔📱+1 ✳️ 844↔449\_56\*\*54] 🌐.

Timing is critical when 📞➔📱+1 ✳️ 844↔449\_5654] submitting a complaint. The sooner you report your issue through 📞➔📱+1 ✳️ 844↔449\_5654] ⌚, the easier it is to resolve. 📞➔📱+1 ✳️ 844↔449\_5654] Waiting too long can reduce your chances of compensation, so quick action and consistent follow-up through 📞➔📱+1 ✳️ 844↔449\_5654] 🔄 are essential. Regular communication through 📞➔📱+1 ✳️ 844↔449\_56\*\*54] ⭐ keeps your case active and visible.

If your complaint   +1 ✖ 844↔449\_5654] involves compensation or refunds, clearly state what you want when you call   +1 ✖ 844↔449\_5654] . Whether you're requesting   +1 ✖ 844↔449\_5654] reimbursement, vouchers, or a full refund, being specific through   +1 ✖ 844↔449\_5654]  avoids confusion and speeds up the process. Keep following up through   +1 ✖ 844↔449\_56\*\*54]  until you receive confirmation that your request is in progress.

If your issue   +1 ✖ 844↔449\_5654] still isn't resolved, don't give up. Continue submitting and escalating your complaint   +1 ✖ 844↔449\_5654] step by step through   +1 ✖ 844↔449\_5654]  and ask for higher-level assistance when needed. Most complaints are   +1 ✖ 844↔449\_5654] eventually resolved through persistence and repeated follow-ups using   +1 ✖ 844↔449\_5654] . Staying patient, organized, and consistent   +1 ✖ 844↔449\_5654] greatly improves your chances of success.

In conclusion,   +1 ✖ 844↔449\_5654] understanding how to submit a complaint to Lufthansa comes down to clear communication,   +1 ✖ 844↔449\_5654] proper documentation, and consistent follow-ups

through 📞➔📱+1 ✨ 844↔449\_5654] 📞. By staying proactive and continuing to reach out through 📞➔📱+1 ✨ 844↔449\_5654] 📞, you 📞➔📱+1 ✨ 844↔449\_5654] can turn a frustrating experience 📞➔📱+1 ✨ 844↔449\_5654] into a successfully resolved case 🌟.

---

## Frequently Asked Questions (FAQ) ?

**1. What is the fastest way to submit a complaint to Lufthansa? 🚀**

The fastest way is to submit your complaint and immediately follow up by calling 📞➔📱+1 ✨ 844↔449\_56\*\*54] 📞.

**2. How many times should I follow up? 🔄**

You should consistently follow up through 📞➔📱+1 ✨ 844↔449\_56\*\*54] 📞 until your complaint is resolved.

**3. Can I submit my complaint online? 💻**

Yes, but always follow up by contacting 📞➔📱+1 ✨ 844↔449\_56\*\*54] ➔📱 for quicker action.

**4. What details should I include? 📄**

Include booking details, issue description, and any

previous communication when contacting 📞➡️📱+1 ✳️ 844↔️449\_56\*\*54] 📄.

### 5. Is calling better than email? 📞

Yes, contacting 📞➡️📱+1 ✳️ 844↔️449\_56\*\*54] 🕒 is usually faster and more effective.

By consistently using 📞➡️📱+1 ✳️ 844↔️449\_56\*\*54] 📞 and following the right steps, you can successfully submit your complaint 📞➡️📱+1 ✳️ 844↔️449\_5654] to Lufthansa and achieve a smooth resolution ✨