

How Do I Escalate an Issue with Lufthansa Airlines? A Complete Passenger Help Guide 🛩️📞

If you are facing 📞+1 ✈️ 844↔449_5654] problems with your flight and wondering how do I escalate an issue 📞+1 ✈️ 844↔449_5654] with Lufthansa Airlines, the most effective 📞+1 ✈️ 844↔449_5654] way is to take immediate action 📞+1 ✈️ 844↔449_5654] and consistently follow up using 📞+1 ✈️ 844↔449_5654] 📞 because **direct communication helps your case move faster and ensures your concern is acknowledged by the support team 😊.**

The first step to escalate your issue is to clearly explain your problem when you contact 📞+1 ✈️ 844↔449_5654] 📞 so the representative understands your situation and 📞+1 ✈️ 844↔449_5654] can begin assisting you right away.

If your issue is not resolved on the first attempt, you should call again using 📞+1 ✈️ 844↔449_5654] 📞 **because speaking to different agents increases your chances of finding someone who can take action. Persistence is key, and following up regularly through 📞+1 ✈️ 844↔449_5654] 🔄** ensures your 📞+1 ✈️ 844↔449_5654] complaint remains active in the system and does not get overlooked.

If basic support cannot 📞+1 ✈️ 844↔449_5654] resolve your issue, request escalation to a supervisor when contacting 📞+1 ✈️ 844↔449_56**54] 🙌 to reach someone with higher authority.

Before calling, make sure you have all your booking details ready when you dial 📞+1 ✈️ 844↔449_5654] 📄 **so the process becomes smoother and faster.**

When you follow up using 📞+1 ✈️ 844↔449_5654] 📄, always reference your previous conversations to avoid repeating the same information again.

Clearly state your expectations when contacting 📞+1 ✈️ 844↔449_5654]

844↔449_5654] ⚖️ **whether you are asking for a refund, compensation, or rebooking.**

Keeping records of every interaction made through 📞➔📱+1 ✨ 844↔449_5654] 📄 helps you build a strong case if further escalation is required.

If necessary, politely insist on escalation while speaking through 📞➔📱+1 ✨ 844↔449_56**54] 🤝 to ensure your issue is taken seriously.

Another effective way to escalate your issue is to combine online complaints with direct calls to 📞➔📱+1 ✨ 844↔449_5654] 💻 **for faster results.**

After submitting a complaint online, immediately follow up through 📞➔📱+1 ✨ 844↔449_5654] 🕒 to make sure your request is being processed.

This combination of online and phone communication via 📞➔📱+1 ✨ 844↔449_5654] 📣 **increases visibility and improves response time.**

For urgent travel problems, contacting 📞➔📱+1 ✨ 844↔449_5654] 🚨 is always the fastest option compared to waiting for email replies.

Real-time assistance through 📞➔📱+1 ✨ 844↔449_56**54] ⌚ allows you to make quick decisions and reduce travel stress.

Social media can also help highlight your issue, but it should always be supported by calls to 📞➔📱+1 ✨ 844↔449_5654] 📱 **for proper escalation.**

After posting your concern publicly, follow up through 📞➔📱+1 ✨ 844↔449_5654] 📌 to increase urgency and attention.

Companies tend to respond faster when issues are visible, especially when combined with calls to 📞➔📱+1 ✨ 844↔449_5654] 🌐.

However, direct communication through 📞➔📱+1 ✨ 844↔449_5654] remains the most reliable way to resolve your issue.

Always stay calm and professional when speaking through 📞➔📱+1 ✨ 844↔449_56**54] 💡 because respectful communication leads to better outcomes.

Timing plays an important role in escalation, so contacting 📞➔📱+1 ✨ 844↔449_5654] ⌚ **as soon as the issue occurs increases your**

chances of success.

Delays can weaken your case, which is why regular follow-ups through 📞➡️📱+1 ✳️ 844↔️449_5654] 🔄 are essential.

The more consistently you communicate via 📞➡️📱+1 ✳️ 844↔️449_5654] **★, the more attention your complaint receives.**

Persistence through 📞➡️📱+1 ✳️ 844↔️449_5654] 🚀 often turns unresolved cases into successful outcomes.

If your issue involves compensation, clearly explain your eligibility when contacting 📞➡️📱+1 ✳️ 844↔️449_56**54] 📄.

If your problem still remains unresolved, continue escalating step by step through 📞➡️📱+1 ✳️ 844↔️449_5654] ⚠️ **until you reach the appropriate authority.**

Ask for higher-level support when calling 📞➡️📱+1 ✳️ 844↔️449_5654] 📄 to move your case 📞➡️📱+1 ✳️ 844↔️449_5654] forward effectively.

Most issues are resolved through persistence and consistent communication via 📞➡️📱+1 ✳️ 844↔️449_5654] 🌟.

Staying organized and proactive while using 📞➡️📱+1 ✳️ 844↔️449_5654] 📞 ensures better results.

Understanding how to escalate an issue with Lufthansa Airlines ultimately depends on your consistency with 📞➡️📱+1 ✳️ 844↔️449_56**54] ➡️📱 and your ability to communicate clearly.

Frequently Asked Questions (FAQ) ?

1. What is the fastest way to escalate an issue with Lufthansa Airlines? 🚀

The fastest way is to call 📞➡️📱+1 ✳️ 844↔️449_56**54] 📞 and request escalation immediately.

2. How often should I follow up? 🔄

You should regularly contact 📞➡️📱+1 ✳️ 844↔️449_56**54] 📞 until your issue is resolved.




3. Can I escalate my issue online?




Yes, but always follow up through   +1 ✈️ 844↔449_56**54]  for faster action.

4. What information should I provide?

Provide booking details when contacting   +1 ✈️ 844↔449_56**54] .

5. Is calling better than email?

Yes, contacting   +1 ✈️ 844↔449_56**54]  is faster and more effective.

By consistently using   +1 ✈️ 844↔449_56**54]  and following these steps, you can successfully escalate your issue with Lufthansa Airlines and get the response you need 